

There are more than 50 Trade Suppliers. Please visit our website to view the full Tradeline level information or contact your account manager.

# Legal Filings

## Summary

### Legal Filings Summary

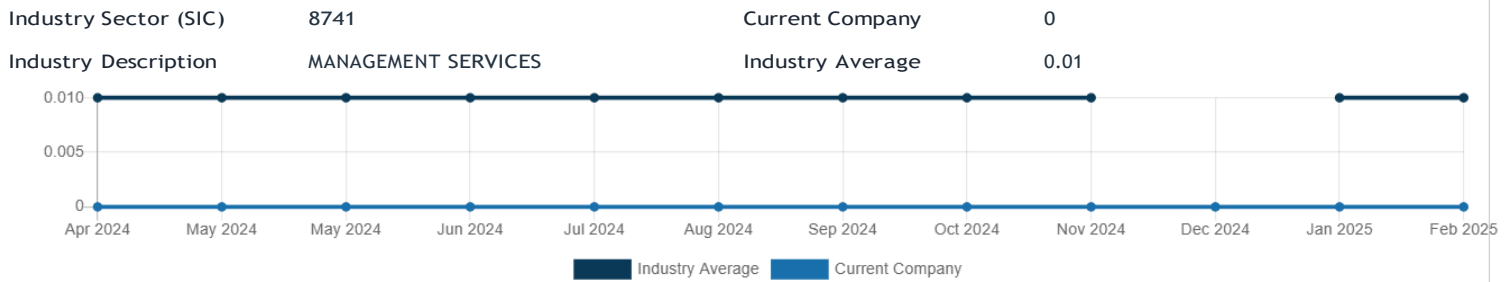
	Bankruptcy	Judgements	Suits	Tax Lien Filings	Sum	<u>Cautionary UCC Filings</u>	<u>UCC Filings</u>
This Company	No	0	0	0	\$0	0	3
Branches	No	0	0	0	\$0	0	2

### Most Recent Filings

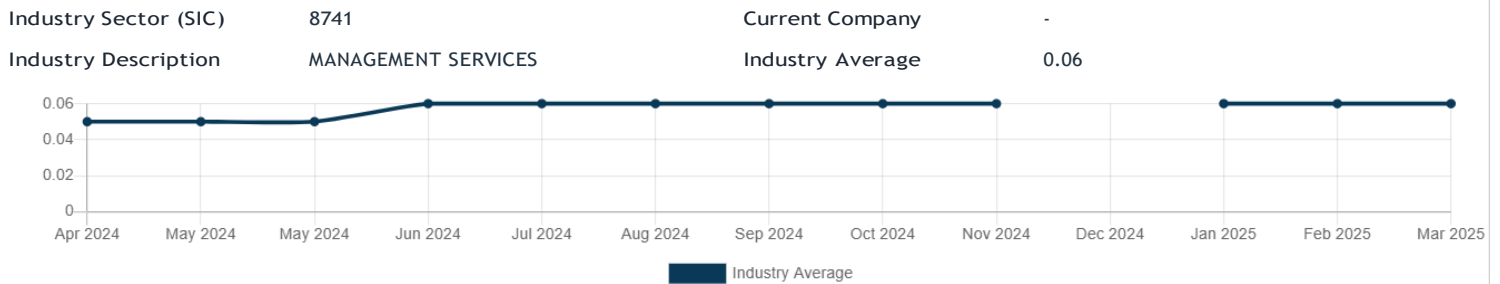
Legal Filing	Date Filed	Filing Type	Case/Filing Number	Status	Released Date
UCC	10/26/2023	-	U230075854535	Active	-

### Industry Comparison

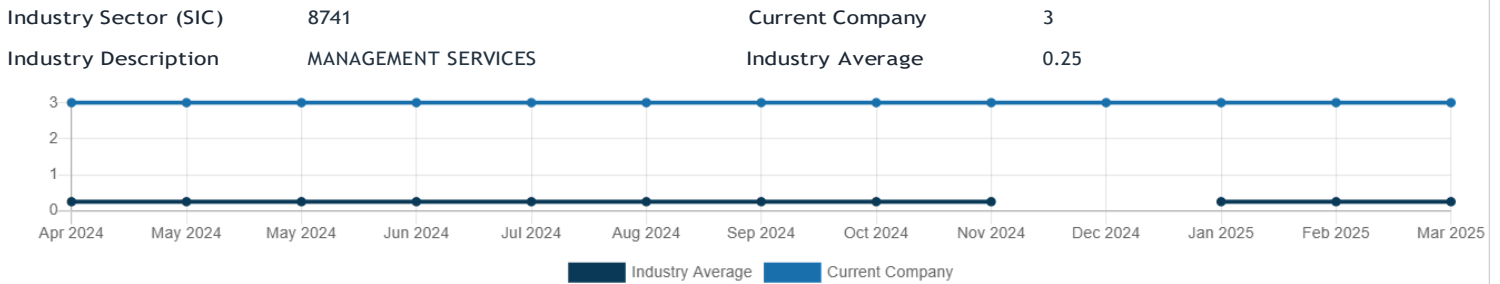
#### Judgements



#### Tax Liens



#### UCC



## UCCs

### Summary

Total	Cautionary UCCs	UCCs
1	0	1

### Uniform Commercial Code (UCC) Filings

Date Filed	Expiration Date	Filing Number	Jurisdiction	Collateral	Status
10/26/2023	-	U230075854535	SEC OF STATE CA	-	TERMINATED
Related Document Number		Filing Type	Filing Office		
U220218199537		TERMINATED	SEC OF STATE CA 1230 J ST SACRAMENTO CA 95814		
Debtor Information			Secured Party Information		
Name	SPACE X	Name	-		
Street	1 ROCKET ROAD	Street	-		
City, State	TORRANCE, CA	City, State	-, -		
ZIP	90250	ZIP	-		

## Company Details

### Company Details

#### Company Information

Company Type	Corporation	Years in Business	23 years
Address Type	Street Address	Estimated Annual Revenue	\$2,800,000,000
Estimated Number of Employees	78,000	Location Type	Headquarters
Primary SIC Code Industry Classification	ENGINEERING & MANAGEMENT SERVICES		

#### Activities

Classification	Code	Description
NAICS	561110	OFFICE ADMINISTRATIVE SERVICES
NAICS	334511	SEARCH, DETECTION, NAVIGATION, GUIDANCE, AERONAUTICAL, AND NAUTICAL SYSTEM AND INSTRUMENT MANUFACTURING
NAICS	336413	OTHER AIRCRAFT PARTS AND AUXILIARY EQUIPMENT MANUFACTURING
NAICS	336414	GUIDED MISSILE AND SPACE VEHICLE MANUFACTURING
U.S. Standard Industrial Classification 1987	8741	MANAGEMENT SERVICES

Country: United States of America  
 Company: SPACEX (US00833010)  
 Printed By:  
 Printed On:



(US) SPACEX

US00833010  
 Company Number: C2414622

Risk Score	International Score	Credit Limit	Compliance Alerts	Derogatory Legal	Possible OFAC	DBT	Payment Experiences	Payment Trend	Inquiries Trend
73	A	\$1M	2 Alerts	0 (-)	No	5	5.3K		

**Risk Score** The Risk Score works on a scale of 1-100 and predicts the likelihood that a business's payment performance will become seriously delinquent, defined as 90-plus days beyond terms within the next 12 months or that the business will go bankrupt.

**Credit Limit** The recommended credit limit is calculated using information from a company's payment record and from the payment records of similar companies. The company credit limit is our recommendation of the total maximum amount of credit that should be outstanding at any one time.

**Derogatory Legal** The number and value of tax liens and judgements filed in the last 6 years and 9 months plus bankruptcies filed in the last 9 years and 9 months, the total dollar value is shown in the brackets.

**Possible OFAC** Indicates whether the company is possibly on a list of sanctioned businesses the US government prohibits US businesses from trading with under the Patriot Act.

**Days Beyond Terms** Days Beyond Terms (DBT) is the dollar weighted average number of days beyond the invoice due date that this company pays its non-financial accounts.

**Payment Experiences** The number of payments that have been made historically.

**Payment Trend** Indicates whether the company's payment performance as measured by DBT trend is getting better or worse.

**Inquiries Trend** Indicates whether the number of people viewing this company's credit report is increasing or decreasing.

International Score	International Score Description	US Score Description	US Risk Score
A	Very Low Risk	Very Low Risk	71 - 100
B	Low Risk	Low Risk	51 - 70
C	Moderate Risk	Moderate Risk	30 - 50
D	High Risk	High Risk	21 - 29
D	High Risk	Very High Risk	1 - 20
E	Not Rated	No Score / Recent Bankruptcy	This includes bankruptcies, insufficient information, negative press, and other special cases.

**Not Rated Score Definitions**

Score	Score Description
<b>Insufficient Information</b>	Applies to companies that have less than 2 of the following fields populated (Employee Range, Annual Sales Amount, Years in Business, SIC) and no DBT
<b>Recent Bankruptcy on File</b>	Applies to companies that have a bankruptcy with a filing date in the last 24 months
<b>Bankruptcy on File</b>	Applies to companies that have a bankruptcy with a filing date older than 24 months and company activity status is Inactive
<b>Ultimate Holding Company is Bankrupt</b>	Companies Ultimate holding Company is bankrupt
<b>Out of Business</b>	Companies confirmed as being closed
<b>Negative Press</b>	Companies showing signs of deterioration based on press releases and/or other available information
<b>Unable to Confirm Existence</b>	Companies who are not registered with the Secretary of State and/or we are unable to confirm existence via other available information sources
<b>Company SBA loan in Charged-Off status</b>	This company's SBA loan has been reported as being in Charged Off Status. Because of this, the rating and limit on this company has been suspended.
<b>Suspended Rating</b>	Company requires further investigation due to a number of anomalies that have raised concerns.
<b>Reported victim of fraudulent activity</b>	This company has reported being a victim of identity theft and / or fraud

## Summary

### Key Information

Company Name	SPACEX
Other Legal Name	SPACE EXPLORATION TECHNOLOGIES CORP
Charter Number	C2414622
Establishment Date	01/01/2002
Company Type	Corporation
SIC Description	MANAGEMENT SERVICES

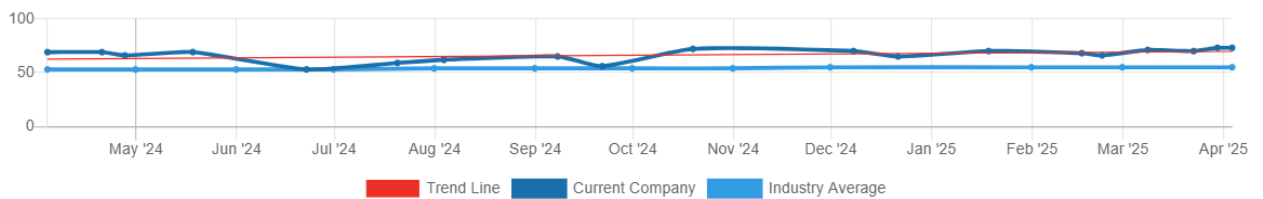
### Contact Information

Address	1 ROCKET ROAD, HAWTHORNE, CA 90250 <a href="#">view on map</a>
Location Type	Headquarters
Website	<a href="http://spacex.com">spacex.com</a>
Phone Number	(310) 363-6000
Corporate Primary Address	1 ROCKET ROAD, HAWTHORNE, CA, 90250

### Score History

Current Score

73



### Trade Payment Dashboard

Days Beyond Terms	Total Trade Lines	Active Trade Lines	Total Balance	Last Updated	Recent High Credit	Average Credit Amount
5	130	130	\$8.1M	03/26/2025	\$12.1M	\$62.3K

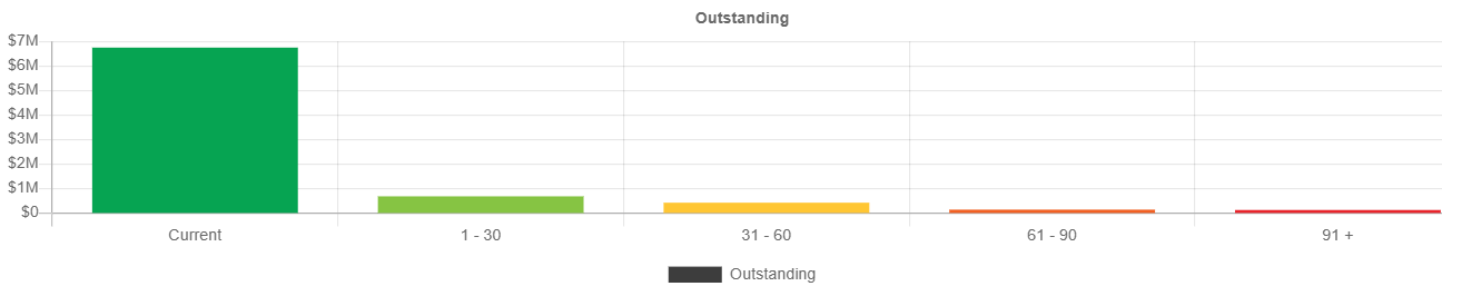
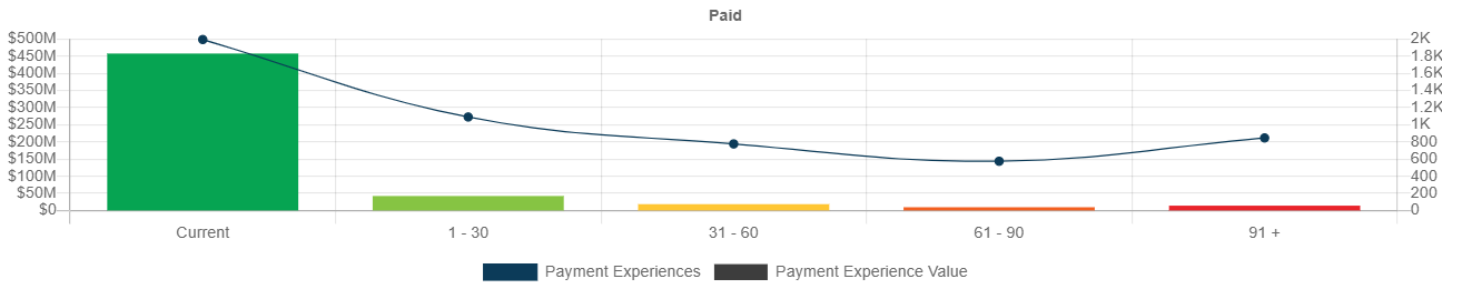
% Past Due	Past Due	Severely Past Due	Highest \$ Past Due	Highest \$ Severely Past Due	Industry DBT Comparison	Credit Ratio
17%	\$1.4M	\$256.9K	\$2.4M	\$1.6M		
Total Value Paid	Paid On Time	Value Paid On Time	Paid Late	Value Paid Late	Paid Severely Late	Value Paid Severely Late
\$541.5M	1,993	\$457.4M	3,286	\$84.1M	1,420	\$23.5M

Do you want to join the world's largest payment data program?

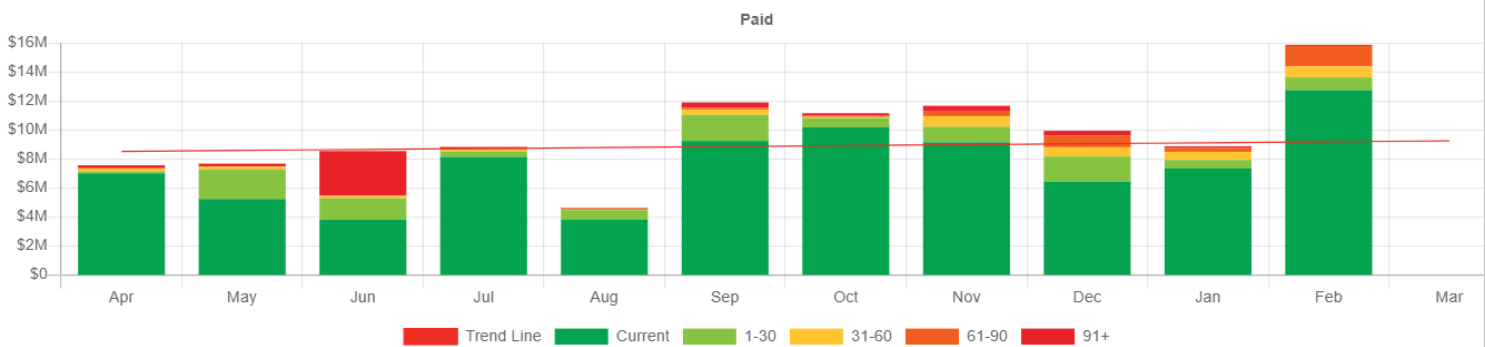
[Join Now](#)

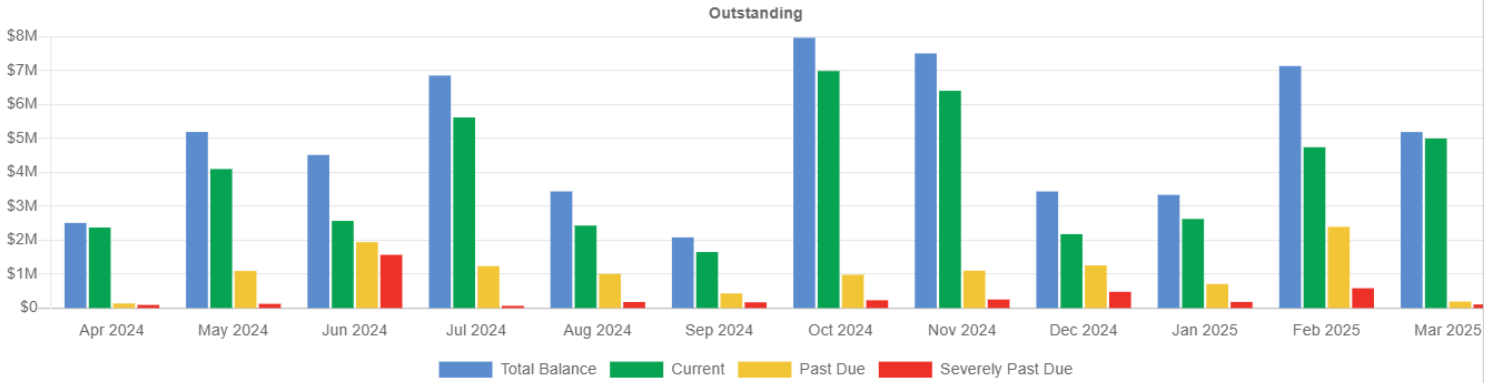
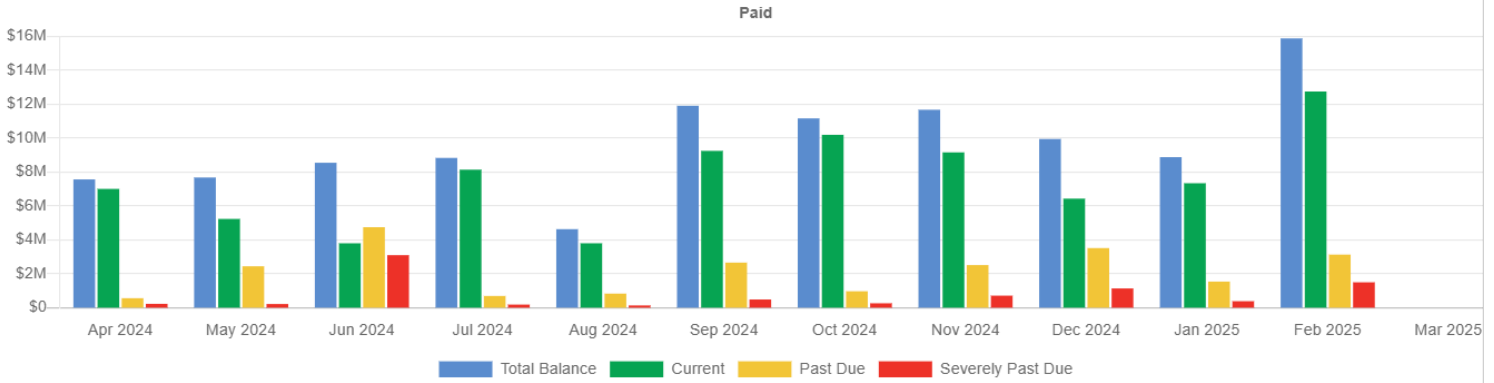
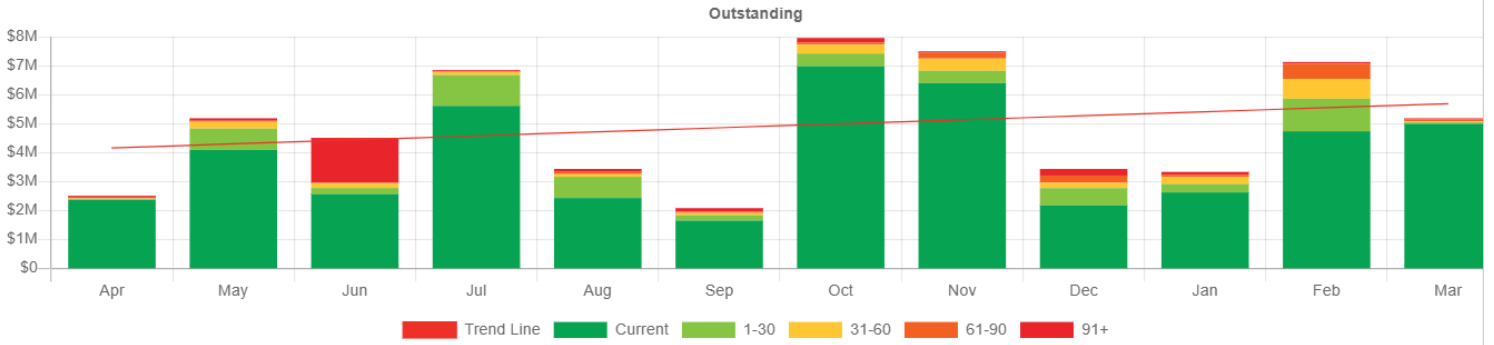
## Trade Payment Information

Total Trade Lines 130	Status	Current	1 - 30	31 - 60	61 - 90	91 +	Total
	Outstanding	\$6,748,515	\$679,712	\$420,040	\$135,709	\$121,164	\$8,105,138
	Payment Experience Value	\$457,429,393	\$42,199,118	\$18,379,643	\$9,449,305	\$14,051,368	\$541,508,827
	Payment Experiences	1,993	1,090	776	574	846	5,279



## Historical Trade Information





		Current	1-30	31-60	61-90	91+	Total
March 2025	Outstanding	\$4,995,817	\$49,708	\$34,380	\$64,882	\$41,699	\$5,186,486
	Paid	\$0	\$0	\$0	\$0	\$0	\$0
February 2025	Outstanding	\$4,738,741	\$1,124,659	\$684,042	\$525,304	\$58,919	\$7,131,665
	Paid	\$12,741,627	\$887,685	\$745,362	\$1,420,906	\$75,479	\$15,871,059
January 2025	Outstanding	\$2,625,741	\$290,647	\$237,791	\$81,828	\$98,341	\$3,334,348
	Paid	\$7,335,155	\$592,831	\$562,226	\$276,421	\$106,929	\$8,873,562
December 2024	Outstanding	\$2,178,619	\$595,769	\$182,478	\$250,410	\$228,113	\$3,435,389
	Paid	\$6,428,208	\$1,743,799	\$633,346	\$809,737	\$325,934	\$9,941,024
November 2024	Outstanding	\$6,401,847	\$426,994	\$422,639	\$195,875	\$55,364	\$7,502,719
	Paid	\$9,153,508	\$1,067,226	\$734,125	\$317,897	\$393,008	\$11,665,764
October 2024	Outstanding	\$6,984,866	\$441,991	\$306,636	\$67,433	\$162,687	\$7,963,613
	Paid	\$10,188,676	\$638,084	\$70,022	\$78,158	\$182,246	\$11,157,186
September 2024	Outstanding	\$1,650,791	\$187,652	\$74,843	\$45,591	\$123,305	\$2,082,182

	Paid	\$9,243,173	\$1,795,121	\$377,540	\$116,593	\$367,771	\$11,900,198
August 2024	Outstanding	\$2,431,093	\$733,855	\$92,639	\$75,306	\$103,249	\$3,436,142
	Paid	\$3,797,649	\$671,065	\$26,396	\$124,509	\$8,560	\$4,628,179
July 2024	Outstanding	\$5,616,726	\$1,066,162	\$101,539	\$20,743	\$45,758	\$6,850,928
	Paid	\$8,134,752	\$378,264	\$129,461	\$58,053	\$126,117	\$8,826,647
June 2024	Outstanding	\$2,568,353	\$210,037	\$164,187	\$18,437	\$1,550,137	\$4,511,151
	Paid	\$3,796,491	\$1,488,282	\$160,915	\$21,467	\$3,074,767	\$8,541,922
May 2024	Outstanding	\$4,096,154	\$735,873	\$231,667	\$36,641	\$87,436	\$5,187,771
	Paid	\$5,231,862	\$2,022,513	\$201,541	\$23,874	\$193,429	\$7,673,219
April 2024	Outstanding	\$2,372,624	\$22,282	\$21,792	\$27,217	\$64,446	\$2,508,361
	Paid	\$7,001,421	\$137,137	\$195,639	\$70,478	\$156,275	\$7,560,950

### Inquiries Trend

Last Inquiries Date

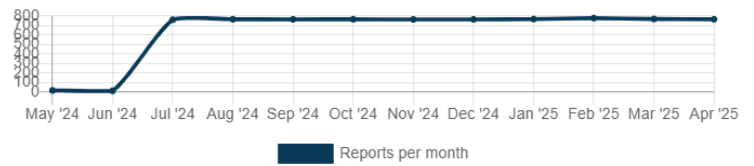
**04/01/25**

Inquiries (past 12 months)

**7,652**

Avg Reports per month

**638**



**3 Months**

**6 Months**

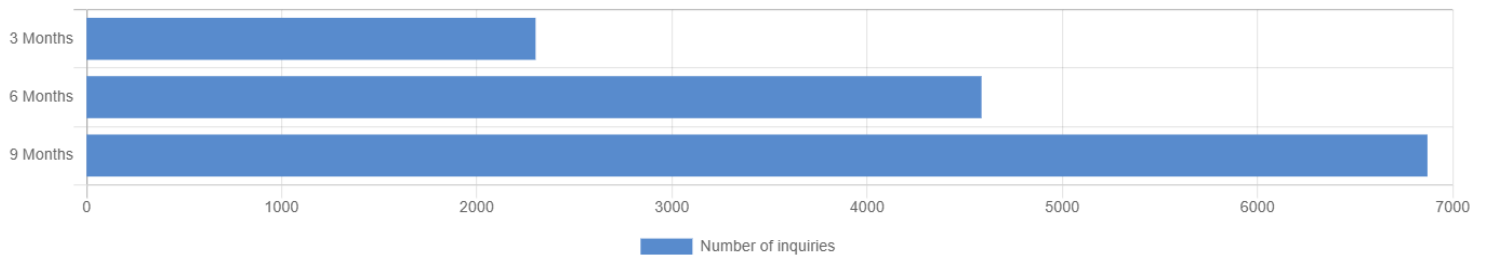
**9 Months**

Inquiries

2301

4586

6871



## Score/Limit/Indicators

Score/Limit

## Risk Score

Today's Score

**73**

### Score Description

●	Very Low Risk
●	Low Risk
●	Moderate Risk
●	High Risk
●	Very High Risk
●	No Score / Recent Bankruptcy This includes bankruptcies

### Definition

The Creditsafe Risk Score works on a scale of 1-100 and predicts the likelihood that a business's payment performance will become seriously delinquent, defined as 90-plus days beyond terms within the next 12 months or that the business will go bankrupt.

## Credit Limit

Today's Limit

**\$1M**

### Definition

The Creditsafe recommended credit limit is calculated using information from a company's payment record and from the payment records of similar companies. The company credit limit is our recommendation of the total maximum amount of credit that should be outstanding at any one time.

## International Score

Creditsafe International Score

**A**

International Score Description

Very Low Risk

International Score Definition

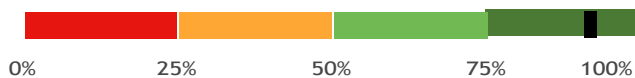
The International Score is a standardized score derived from the score. It enables credit risk comparison between companies that are registered in different countries.

International Score	International Score Description	US Score Description	US Risk Score
● A	Very Low Risk	Very Low Risk	71 - 100
● B	Low Risk	Low Risk	51 - 70
● C	Moderate Risk	Moderate Risk	30 - 50
● D	High Risk	High Risk	21 - 29
● D	High Risk	Very High Risk	1 - 20
● ● E	Not Rated	No Score / Recent Bankruptcy	This includes bankruptcies, insufficient information, negative press, and other special cases.

## Risk Percentiles

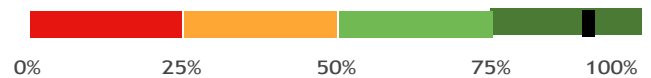
### US Percentile

This company is in the 93rd percentile of companies in the United States. This means that 93% of all rated companies in the Creditsafe universe have a lower score (higher risk).



### Industry Percentile

This company is in the 92nd percentile within its industry. This means that 92% of all rated companies in SIC 8741 have a lower score (higher risk).



## Commentaries

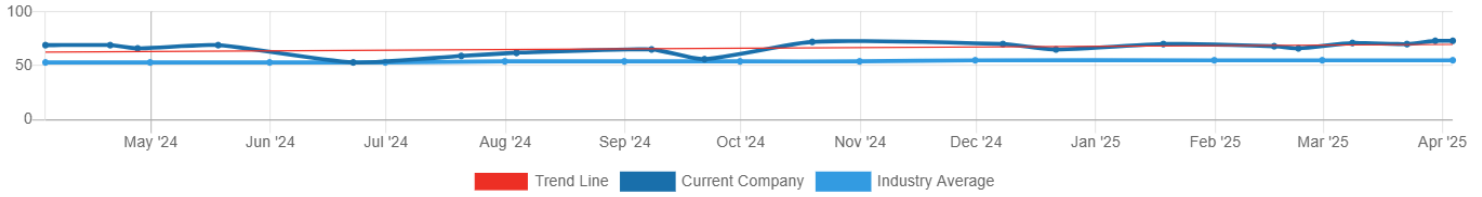
- The company has been in business for 23 years.
- The DBT for the company (5) is similar to other company in the same industry (1.8).
- The DBT for the company (5) is similar to other company in the same state (1.79).
- The DBT Trend has remained stable over the last four months.
- The company has UCC filings.
- The company is not part of a group.



📍 The local score for this company has increased from 70 to 73.

📍 The credit limit for this company has increased from \$4,000 to \$1,000,000.

### Score History



## Payment Data

### Payment Data

#### Trade Payment Dashboard

Days Beyond Terms	Total Trade Lines	Active Trade Lines	Total Balance	Last Updated	Recent High Credit	Average Credit Amount
5	130	130	\$8.1M	03/26/2025	\$12.1M	\$62.3K
% Past Due	Past Due	Severely Past Due	Highest \$ Past Due	Highest \$ Severely Past Due	Industry DBT Comparison	Credit Ratio
17%	\$1.4M	\$256.9K	\$2.4M	\$1.6M		
Total Value Paid	Paid On Time	Value Paid On Time	Paid Late	Value Paid Late	Paid Severely Late	Value Paid Severely Late
\$541.5M	1,993	\$457.4M	3,286	\$84.1M	1,420	\$23.5M

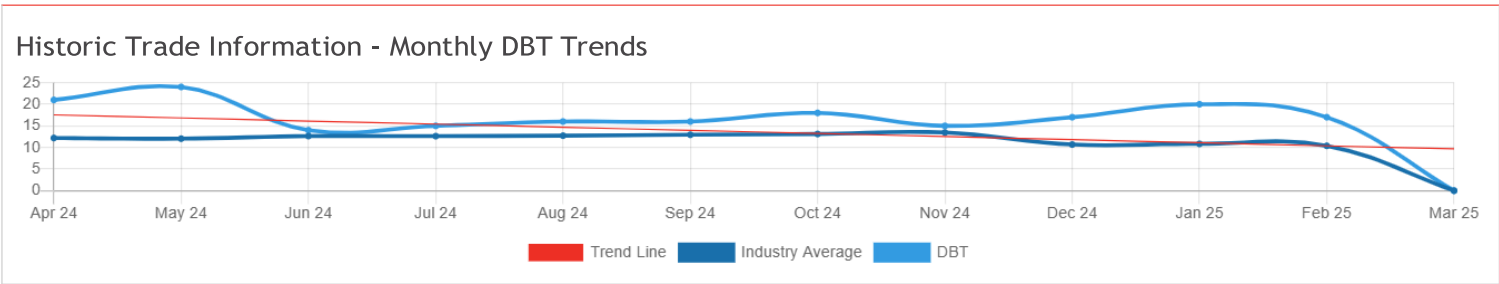
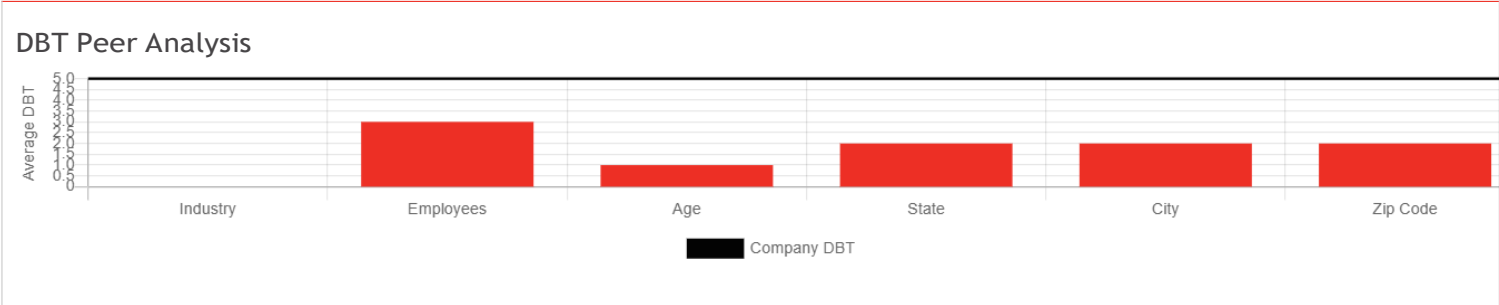
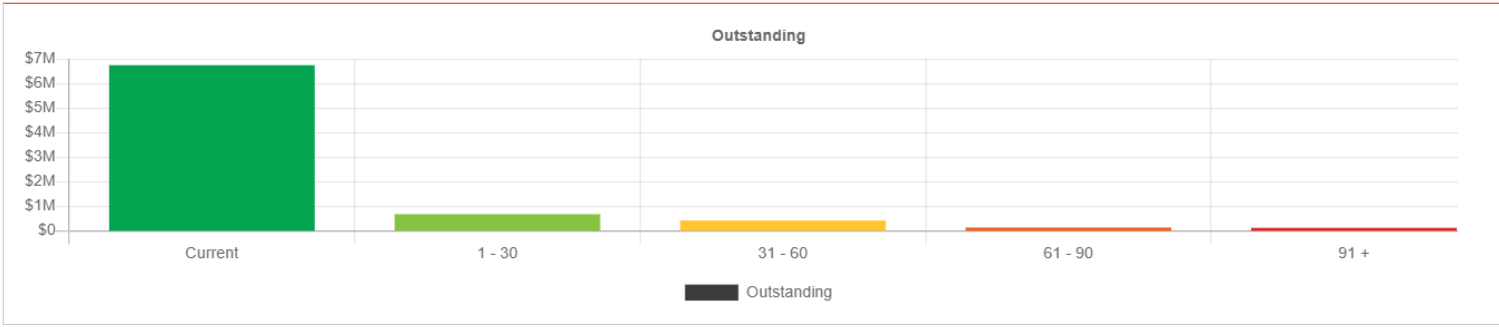
Do you want to join the world's largest payment data program?

[Join Now](#)

#### Trade Payment Information

Total Trade Lines	Status	Current	1 - 30	31 - 60	61 - 90	91 +	Total
130	Outstanding	\$6,748,515	\$679,712	\$420,040	\$135,709	\$121,164	\$8,105,138
	Payment Experience Value	\$457,429,393	\$42,199,118	\$18,379,643	\$9,449,305	\$14,051,368	\$541,508,827
	Payment Experiences	1,993	1,090	776	574	846	5,279





### Industry Breakdown

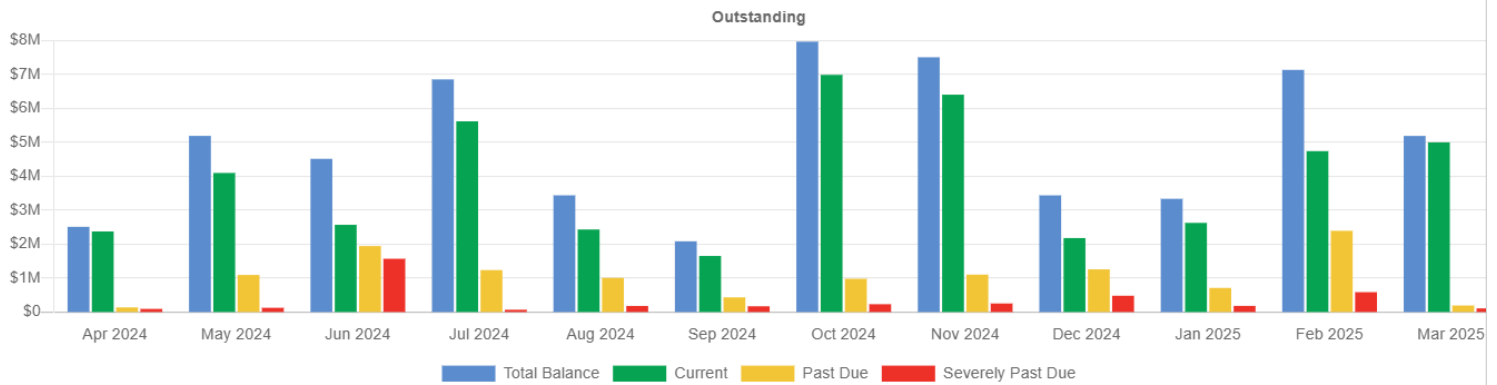
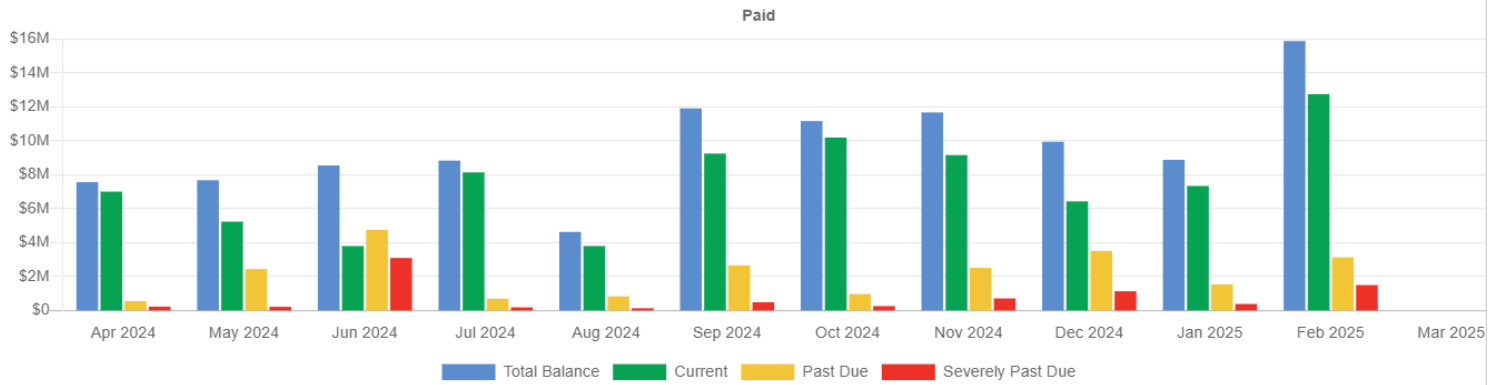
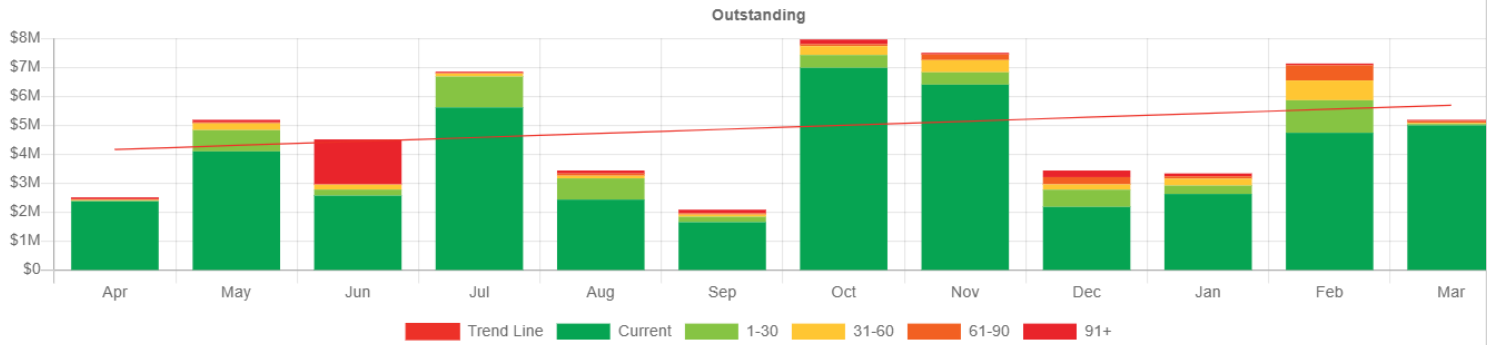
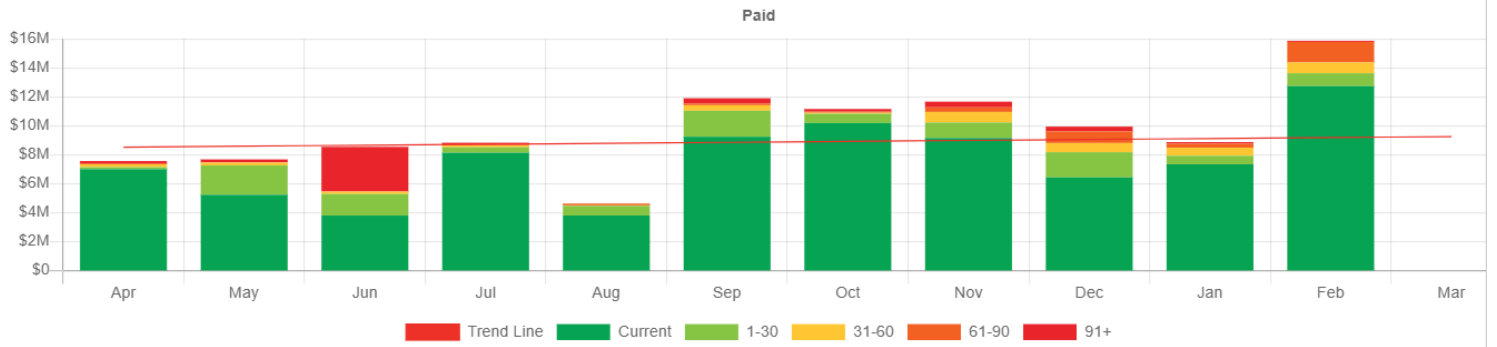
Industry	Status	Trade Lines	Experiences	Current	1-30	31-60	61-90	91+	Total
Agriculture, Forestry & Fishing	Outstanding	0	-	\$0	\$0	\$0	\$0	\$0	\$0
	Paid	0	0	\$0	\$0	\$0	\$0	\$0	\$0
Mining & Quarrying	Outstanding	0	-	\$0	\$0	\$0	\$0	\$0	\$0
	Paid	0	0	\$0	\$0	\$0	\$0	\$0	\$0
Construction	Outstanding	0	-	\$0	\$0	\$0	\$0	\$0	\$0
	Paid	0	0	\$0	\$0	\$0	\$0	\$0	\$0
Manufacturing	Outstanding	4	-	\$26,071	\$0	\$5,000	\$19,695	\$57,008	\$107,774
	Paid	38	112	\$301,440	\$261,833	\$127,117	\$121,382	\$345,874	\$1,157,646
Transportation & Storage	Outstanding	10	-	\$2,222,233	\$5,755	\$32	\$62,589	\$51	\$2,290,660
	Paid	270	737	\$43,665,872	\$4,242,338	\$1,780,017	\$2,424,211	\$5,072,875	\$57,185,313
Information & Communication	Outstanding	11	-	\$2,467	\$0	\$403	\$338	\$0	\$3,208
	Paid	9	9	\$725	\$905	\$0	\$0	\$0	\$1,630
Utilities	Outstanding	0	-	\$0	\$0	\$0	\$0	\$0	\$0

Wholesale Trade	Paid	52	248	\$820,047	\$318,674	\$256,007	\$168,240	\$674,552	\$2,237,520
	Outstanding	46	-	\$964,853	\$52,245	\$46,985	\$28,196	\$8,285	\$1,100,564
Retail Trade	Paid	525	1593	\$151,263,728	\$17,333,472	\$7,944,691	\$3,751,054	\$6,131,419	\$186,424,364
	Outstanding	0	-	\$0	\$0	\$0	\$0	\$0	\$0
Financial & Insurance Activities	Paid	56	532	\$547,360	\$45,276	\$4,600	\$16,453	\$3,015	\$616,704
	Outstanding	3	-	\$700	\$0	\$0	\$0	\$0	\$700
Real Estate Activities	Paid	59	209	\$307,448	\$388,798	\$353,596	\$0	\$0	\$1,049,842
	Outstanding	2	-	\$151,896	\$160,881	\$163,939	\$21,859	\$0	\$498,575
Accommodation & Food Service Activities	Paid	0	0	\$0	\$0	\$0	\$0	\$0	\$0
	Outstanding	0	-	\$0	\$0	\$0	\$0	\$0	\$0
Administrative & Support Service Activities	Paid	0	0	\$0	\$0	\$0	\$0	\$0	\$0
	Outstanding	1	-	\$0	\$0	\$0	\$0	\$0	\$0
Professional, Scientific & Technical Activities	Paid	39	98	\$348,666	\$9,952	\$5,393	\$4,355	\$0	\$368,366
	Outstanding	0	-	\$0	\$0	\$0	\$0	\$0	\$0
Non-Classifiable Establishments	Paid	41	51	\$63,378	\$28,432	\$20,984	\$869	\$72,532	\$186,195
	Outstanding	53	-	\$3,380,295	\$460,831	\$203,681	\$3,032	\$55,820	\$4,103,659
	Paid	318	1690	\$260,110,727	\$19,569,439	\$7,887,237	\$2,962,742	\$1,751,101	\$292,281,246

## Trade Breakdown by Industry



## Historical Trade Information



		Current	1-30	31-60	61-90	91+	Total
March 2025	Outstanding	\$4,995,817	\$49,708	\$34,380	\$64,882	\$41,699	\$5,186,486
	Paid	\$0	\$0	\$0	\$0	\$0	\$0
February 2025	Outstanding	\$4,738,741	\$1,124,659	\$684,042	\$525,304	\$58,919	\$7,131,665
	Paid	\$12,741,627	\$887,685	\$745,362	\$1,420,906	\$75,479	\$15,871,059
January 2025	Outstanding	\$2,625,741	\$290,647	\$237,791	\$81,828	\$98,341	\$3,334,348

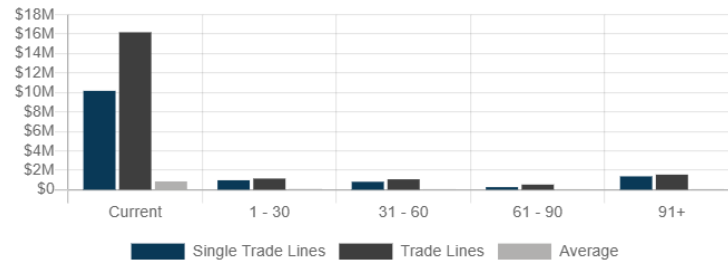
	Paid	\$7,335,155	\$592,831	\$562,226	\$276,421	\$106,929	\$8,873,562
December 2024	Outstanding	\$2,178,619	\$595,769	\$182,478	\$250,410	\$228,113	\$3,435,389
	Paid	\$6,428,208	\$1,743,799	\$633,346	\$809,737	\$325,934	\$9,941,024
November 2024	Outstanding	\$6,401,847	\$426,994	\$422,639	\$195,875	\$55,364	\$7,502,719
	Paid	\$9,153,508	\$1,067,226	\$734,125	\$317,897	\$393,008	\$11,665,764
October 2024	Outstanding	\$6,984,866	\$441,991	\$306,636	\$67,433	\$162,687	\$7,963,613
	Paid	\$10,188,676	\$638,084	\$70,022	\$78,158	\$182,246	\$11,157,186
September 2024	Outstanding	\$1,650,791	\$187,652	\$74,843	\$45,591	\$123,305	\$2,082,182
	Paid	\$9,243,173	\$1,795,121	\$377,540	\$116,593	\$367,771	\$11,900,198
August 2024	Outstanding	\$2,431,093	\$733,855	\$92,639	\$75,306	\$103,249	\$3,436,142
	Paid	\$3,797,649	\$671,065	\$26,396	\$124,509	\$8,560	\$4,628,179
July 2024	Outstanding	\$5,616,726	\$1,066,162	\$101,539	\$20,743	\$45,758	\$6,850,928
	Paid	\$8,134,752	\$378,264	\$129,461	\$58,053	\$126,117	\$8,826,647
June 2024	Outstanding	\$2,568,353	\$210,037	\$164,187	\$18,437	\$1,550,137	\$4,511,151
	Paid	\$3,796,491	\$1,488,282	\$160,915	\$21,467	\$3,074,767	\$8,541,922
May 2024	Outstanding	\$4,096,154	\$735,873	\$231,667	\$36,641	\$87,436	\$5,187,771
	Paid	\$5,231,862	\$2,022,513	\$201,541	\$23,874	\$193,429	\$7,673,219
April 2024	Outstanding	\$2,372,624	\$22,282	\$21,792	\$27,217	\$64,446	\$2,508,361
	Paid	\$7,001,421	\$137,137	\$195,639	\$70,478	\$156,275	\$7,560,950

### Trade Payments By Credit Extended



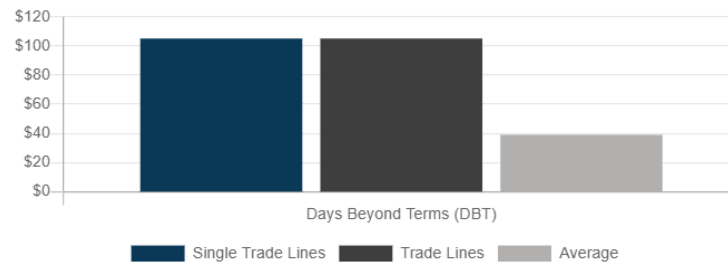
## High Credit Balances

Currency view



	Current	1 - 30	31 - 60	61 - 90	91+
Single Trade Lines	\$10.2M	\$970.6K	\$816.2K	\$264.6K	\$1.4M
Trade Lines	\$16.2M	\$1.1M	\$1.1M	\$525.3K	\$1.6M
Average	\$851.9K	\$61.4K	\$32.5K	\$15.9K	\$30.4K

DBT view



	Days Beyond Terms (DBT)
Single Trade Lines	105
Trade Lines	105
Average	39

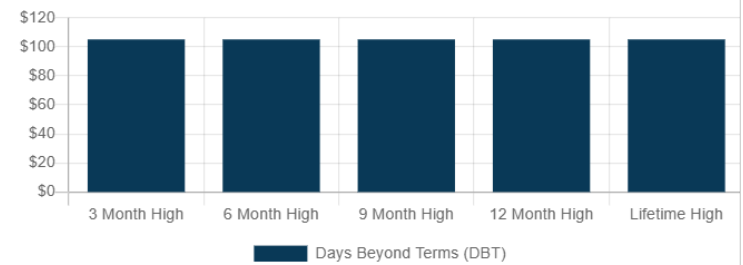
## Lifetime Credit Balances

Currency view



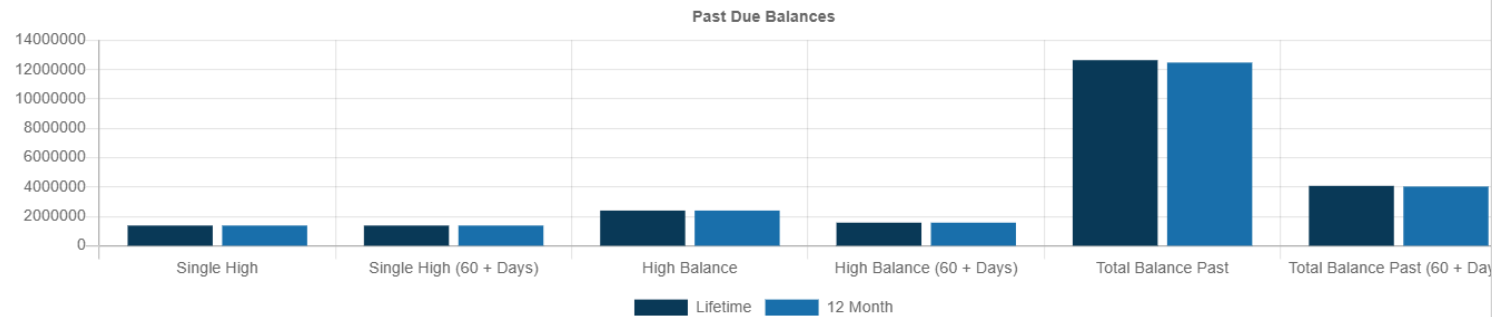
	3 Month High	6 Month High	9 Month High	12 Month High	Lifetime High
Single Trade Lines	\$2.1M	\$2.5M	\$2.5M	\$2.5M	\$10.2M
Trade Lines	\$7.1M	\$8M	\$8M	\$8M	\$16.3M
Average	\$216.1K	\$216.1K	\$216.1K	\$216.1K	\$856K

DBT view

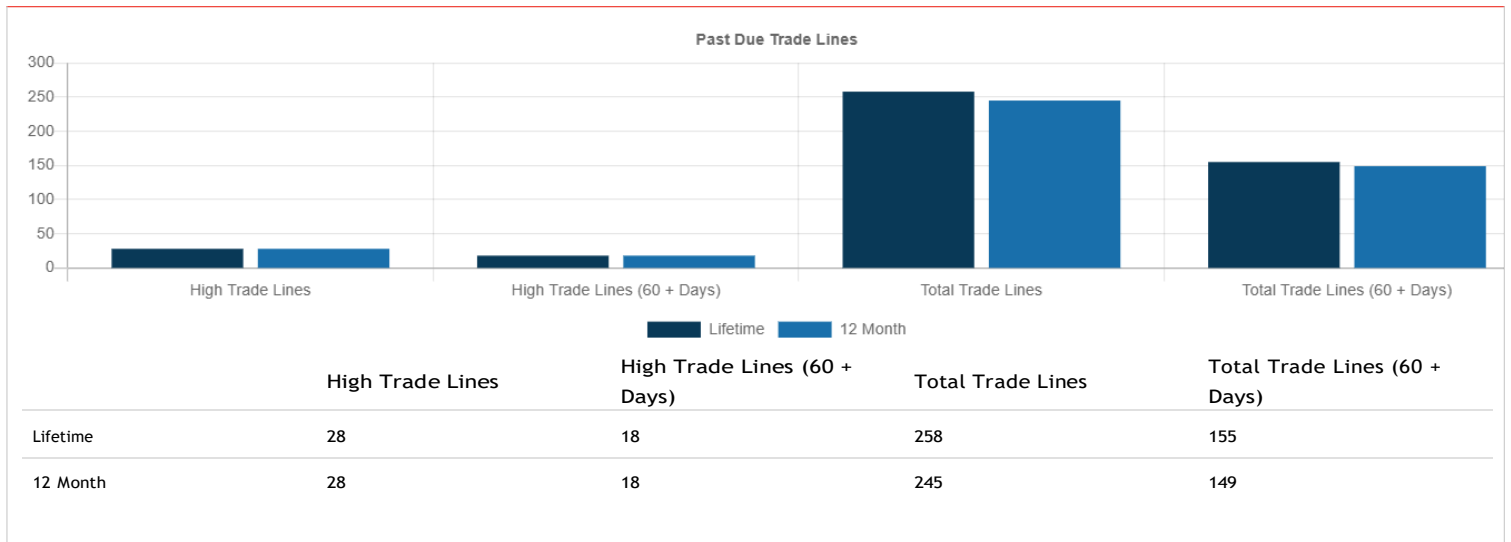


	3 Month High	6 Month High	9 Month High	12 Month High	Lifetime High
Days Beyond Terms (DBT)	105	105	105	105	105

## Past Due Balances



	Single High	Single High (60 + Days)	High Balance	High Balance (60 + Days)	Total Balance Past	Total Balance Past (60 + Days)
Lifetime	\$1.4M	\$1.4M	\$2.4M	\$1.6M	\$12.6M	\$4.1M
12 Month	\$1.4M	\$1.4M	\$2.4M	\$1.6M	\$12.5M	\$4M



## Advanced Trade Payment Information

### Advanced Industry/History

		DBT	Trade Lines	Current	1 - 30	31 - 60	61 - 90	91 +	Total
Manufacturing	Outstanding	43	6	\$14.5K	\$24.7K	\$7.7K	\$0	\$21.1K	\$68K
	Paid	19	33	\$174.6K	\$129.5K	\$45.7K	\$2.8K	\$30.6K	\$383.1K
Transportation & Storage	Outstanding	2	8	\$2.2M	\$6.5K	\$32	\$62.1K	\$746	\$2.3M
	Paid	15	200	\$43.7M	\$4.2M	\$1.8M	\$2.4M	\$5M	\$57.1M
Information & Communication	Outstanding	13	13	\$2.7K	\$0	\$403	\$338	\$0	\$3.4K
	Paid	10	8	\$457	\$905	\$0	\$0	\$0	\$1.4K
Utilities	Outstanding	66	3	\$24.7K	\$26K	\$15.7K	\$9K	\$83K	\$158.4K
	Paid	45	52	\$791.3K	\$310.2K	\$240K	\$167.5K	\$674.5K	\$2.2M
Wholesale Trade	Outstanding	3	33	\$5.6M	\$281.1K	\$119.1K	\$31.2K	\$64K	\$6.1M
	Paid	9	581	\$126.1M	\$16.5M	\$7.3M	\$3.4M	\$5.1M	\$158.4M
Retail Trade	Outstanding	0	1	\$8.8K	\$0	\$0	\$0	\$0	\$8.8K
	Paid	10	10	\$119.4K	\$22.6K	\$1.7K	\$15K	\$0	\$158.6K
Financial & Insurance Activities	Outstanding	16	4	\$700	\$12K	\$600	\$0	\$0	\$13.3K
	Paid	21	48	\$127.5K	\$177.9K	\$162.1K	\$0	\$0	\$467.5K
Administrative & Support Service Activities	Outstanding	23	4	\$159.8K	\$161K	\$163.9K	\$21.9K	\$0	\$506.6K
	Paid	2	73	\$348.7K	\$9.9K	\$5.4K	\$4.4K	\$0	\$368.3K
Professional, Scientific & Technical Activities	Outstanding	77	1	\$8.5K	\$713	\$5.3K	\$713	\$31.8K	\$47.1K
	Paid	50	32	\$59.5K	\$28.1K	\$21K	\$869	\$72.5K	\$182K
Non-Classifiable Establishments	Outstanding	13	29	\$2.3M	\$1.5M	\$524K	\$2.9K	\$92.8K	\$4.4M
	Paid	4	231	\$103.8M	\$7.3M	\$4M	\$1.9M	\$780.9K	\$117.8M

## Advanced Tradeline

Industry	Status	DBT	<span style="color: green;">●</span> Current	<span style="color: green;">●</span> 1 - 30	<span style="color: orange;">●</span> 31 - 60	<span style="color: orange;">●</span> 61 - 90	<span style="color: red;">●</span> 91 +	Total
GENERAL WAREHOUSING AND STORAGE	Outstanding	<span style="color: green;">●</span> 2	\$2,000,000	\$6,000	\$0	\$60,000	\$0	\$2,066,000
	Paid	<span style="color: gray;">●</span>	-	-	-	-	-	-
INDUSTRIAL MACHINERY AND EQUIPMENT	Outstanding	<span style="color: green;">●</span> 0	\$2,000,000	\$0	\$0	\$0	\$0	\$2,000,000
	Paid	<span style="color: gray;">●</span>	-	-	-	-	-	-
NONCLASSIFIABLE ESTABLISHMENTS	Outstanding	<span style="color: green;">●</span> 10	\$1,000,000	\$600,000	\$150,000	\$0	\$30,000	\$1,780,000
	Paid	<span style="color: gray;">●</span>	-	-	-	-	-	-
CHEMICALS AND ALLIED PRODUCTS, NEC	Outstanding	<span style="color: green;">●</span> 1	\$1,400,000	\$125,000	\$0	\$0	\$0	\$1,525,000
	Paid	<span style="color: gray;">●</span>	-	-	-	-	-	-
NONCLASSIFIABLE ESTABLISHMENTS	Outstanding	<span style="color: green;">●</span> 13	\$500,000	\$400,000	\$175,000	\$0	\$0	\$1,075,000
	Paid	<span style="color: gray;">●</span>	-	-	-	-	-	-
NONCLASSIFIABLE ESTABLISHMENTS	Outstanding	<span style="color: green;">●</span> 0	\$925,000	\$30,000	\$0	\$0	\$0	\$955,000
	Paid	<span style="color: gray;">●</span>	-	-	-	-	-	-
NONCLASSIFIABLE ESTABLISHMENTS	Outstanding	<span style="color: green;">●</span> 16	\$325,000	\$400,000	\$175,000	\$0	\$0	\$900,000
	Paid	<span style="color: gray;">●</span>	-	-	-	-	-	-
NONDURABLE GOODS, NEC	Outstanding	<span style="color: green;">●</span> 2	\$600,000	\$0	\$1,000	\$1,500	\$8,500	\$611,000
	Paid	<span style="color: gray;">●</span>	-	-	-	-	-	-
INDUSTRIAL SUPPLIES	Outstanding	<span style="color: green;">●</span> 5	\$550,000	\$1,000	\$20,000	\$250	\$20,000	\$591,250
	Paid	<span style="color: gray;">●</span>	-	-	-	-	-	-
EQUIPMENT RENTAL AND LEASING, NEC	Outstanding	<span style="color: green;">●</span> 23	\$150,000	\$150,000	\$175,000	\$20,000	\$0	\$495,000
	Paid	<span style="color: gray;">●</span>	-	-	-	-	-	-
NONCLASSIFIABLE ESTABLISHMENTS	Outstanding	<span style="color: green;">●</span> 3	\$425,000	\$6,500	\$6,000	\$8,000	\$3,500	\$449,000
	Paid	<span style="color: gray;">●</span>	-	-	-	-	-	-
NONCLASSIFIABLE ESTABLISHMENTS	Outstanding	<span style="color: green;">●</span> 0	\$275,000	\$5,000	\$0	\$0	\$0	\$280,000
	Paid	<span style="color: gray;">●</span>	-	-	-	-	-	-



NONCLASSIFIABLE ESTABLISHMENTS	Outstanding	● 0	\$250,000	\$0	\$0	\$0	\$0	\$250,000
	Paid	●	-	-	-	-	-	-
ELECTRICAL APPARATUS AND EQUIPMENT	Outstanding	● 13	\$150,000	\$0	\$55,000	\$0	\$0	\$205,000
	Paid	●	-	-	-	-	-	-
GENERAL WAREHOUSING AND STORAGE	Outstanding	● 0	\$200,000	\$0	\$250	\$0	\$250	\$200,500
	Paid	●	-	-	-	-	-	-
NONDURABLE GOODS, NEC	Outstanding	● 0	\$175,000	\$0	\$0	\$0	\$0	\$175,000
	Paid	●	-	-	-	-	-	-
NONCLASSIFIABLE ESTABLISHMENTS	Outstanding	● 1	\$150,000	\$10,000	\$0	\$0	\$0	\$160,000
	Paid	●	-	-	-	-	-	-
NONDURABLE GOODS, NEC	Outstanding	● 20	\$85,000	\$25,000	\$25,000	\$20,000	\$0	\$155,000
	Paid	●	-	-	-	-	-	-
INDUSTRIAL MACHINERY AND EQUIPMENT	Outstanding	● 0	\$150,000	\$0	\$0	\$0	\$0	\$150,000
	Paid	●	-	-	-	-	-	-
INDUSTRIAL SUPPLIES	Outstanding	● 10	\$95,000	\$30,000	\$0	\$0	\$8,000	\$133,000
	Paid	●	-	-	-	-	-	-
NONDURABLE GOODS, NEC	Outstanding	● 10	\$85,000	\$20,000	\$15,000	\$3,000	\$0	\$123,000
	Paid	●	-	-	-	-	-	-
INDUSTRIAL SUPPLIES	Outstanding	● 9	\$95,000	\$9,000	\$0	\$1,000	\$8,000	\$113,000
	Paid	●	-	-	-	-	-	-
INDUSTRIAL AND PERSONAL SERVICE PAPER	Outstanding	● 2	\$95,000	\$15,000	\$0	\$0	\$0	\$110,000
	Paid	●	-	-	-	-	-	-
REFUSE SYSTEMS	Outstanding	● 70	\$8,500	\$15,000	\$7,000	\$8,000	\$45,000	\$83,500
	Paid	●	-	-	-	-	-	-
INDUSTRIAL MACHINERY AND EQUIPMENT	Outstanding	● 0	\$70,000	\$0	\$0	\$0	\$0	\$70,000
	Paid	●	-	-	-	-	-	-
REFUSE SYSTEMS	Outstanding	● 63	\$15,000	\$9,500	\$8,000	\$0	\$35,000	\$67,500
	Paid	●	-	-	-	-	-	-
NONCLASSIFIABLE ESTABLISHMENTS	Outstanding	● 40	\$500	\$45,000	\$5,000	\$0	\$15,000	\$65,500
	Paid	●	-	-	-	-	-	-
NONCLASSIFIABLE ESTABLISHMENTS	Outstanding	● 51	\$15,000	\$9,500	\$5,500	\$250	\$20,000	\$50,250
	Paid	●	-	-	-	-	-	-
INDUSTRIAL MACHINERY AND EQUIPMENT	Outstanding	● 0	\$50,000	\$0	\$0	\$0	\$0	\$50,000
	Paid	●	-	-	-	-	-	-
MANAGEMENT CONSULTING SERVICES	Outstanding	● 77	\$8,500	\$500	\$5,500	\$500	\$30,000	\$45,000
	Paid	●	-	-	-	-	-	-
NONDURABLE GOODS, NEC	Outstanding	● 16	\$20,000	\$7,000	\$5,500	\$3,000	\$0	\$35,500
	Paid	●	-	-	-	-	-	-

ELECTRONIC PARTS AND EQUIPMENT, NEC	Outstanding	<span style="color: green;">●</span> 15	\$0	\$35,000	\$0	\$0	\$0	\$35,000
	Paid	<span style="color: gray;">●</span>	-	-	-	-	-	-
NONCLASSIFIABLE ESTABLISHMENTS	Outstanding	<span style="color: orange;">●</span> 75	\$0	\$0	\$0	\$35,000	\$0	\$35,000
	Paid	<span style="color: gray;">●</span>	-	-	-	-	-	-
INDUSTRIAL MACHINERY AND EQUIPMENT	Outstanding	<span style="color: green;">●</span> 0	\$30,000	\$0	\$0	\$0	\$0	\$30,000
	Paid	<span style="color: gray;">●</span>	-	-	-	-	-	-
NONCLASSIFIABLE ESTABLISHMENTS	Outstanding	<span style="color: green;">●</span> 9	\$10,000	\$15,000	\$0	\$500	\$0	\$25,500
	Paid	<span style="color: gray;">●</span>	-	-	-	-	-	-
FABRICATED STRUCTURAL METAL	Outstanding	<span style="color: green;">●</span> 15	\$0	\$25,000	\$0	\$0	\$0	\$25,000
	Paid	<span style="color: gray;">●</span>	-	-	-	-	-	-
INDUSTRIAL AND PERSONAL SERVICE PAPER	Outstanding	<span style="color: orange;">●</span> 68	\$7,500	\$0	\$0	\$0	\$15,000	\$22,500
	Paid	<span style="color: gray;">●</span>	-	-	-	-	-	-
BLOWERS AND FANS	Outstanding	<span style="color: red;">●</span> 105	\$0	\$0	\$0	\$0	\$20,000	\$20,000
	Paid	<span style="color: gray;">●</span>	-	-	-	-	-	-
NONCLASSIFIABLE ESTABLISHMENTS	Outstanding	<span style="color: yellow;">●</span> 40	\$0	\$3,500	\$15,000	\$0	\$0	\$18,500
	Paid	<span style="color: gray;">●</span>	-	-	-	-	-	-
ELECTRONIC CONNECTORS	Outstanding	<span style="color: green;">●</span> 7	\$15,000	\$0	\$500	\$0	\$1,000	\$16,500
	Paid	<span style="color: gray;">●</span>	-	-	-	-	-	-
TRANSPORTATION EQUIPMENT AND SUPPLIES	Outstanding	<span style="color: green;">●</span> 0	\$15,000	\$0	\$0	\$0	\$0	\$15,000
	Paid	<span style="color: gray;">●</span>	-	-	-	-	-	-
NONCLASSIFIABLE ESTABLISHMENTS	Outstanding	<span style="color: orange;">●</span> 75	\$0	\$0	\$0	\$15,000	\$0	\$15,000
	Paid	<span style="color: gray;">●</span>	-	-	-	-	-	-
INDUSTRIAL MACHINERY AND EQUIPMENT	Outstanding	<span style="color: green;">●</span> 0	\$15,000	\$0	\$0	\$0	\$0	\$15,000
	Paid	<span style="color: gray;">●</span>	-	-	-	-	-	-
NONCLASSIFIABLE ESTABLISHMENTS	Outstanding	<span style="color: red;">●</span> 105	\$0	\$0	\$0	\$0	\$15,000	\$15,000
	Paid	<span style="color: gray;">●</span>	-	-	-	-	-	-
INDUSTRIAL SUPPLIES	Outstanding	<span style="color: green;">●</span> 28	\$10,000	\$0	\$0	\$2,000	\$3,000	\$15,000
	Paid	<span style="color: gray;">●</span>	-	-	-	-	-	-
NATIONAL COMMERCIAL BANKS	Outstanding	<span style="color: green;">●</span> 16	\$0	\$10,000	\$500	\$0	\$0	\$10,500
	Paid	<span style="color: gray;">●</span>	-	-	-	-	-	-
INDUSTRIAL MACHINERY AND EQUIPMENT	Outstanding	<span style="color: green;">●</span> 0	\$10,000	\$0	\$0	\$0	\$0	\$10,000
	Paid	<span style="color: gray;">●</span>	-	-	-	-	-	-
EATING PLACES	Outstanding	<span style="color: green;">●</span> 0	\$9,000	\$0	\$0	\$0	\$0	\$9,000
	Paid	<span style="color: gray;">●</span>	-	-	-	-	-	-
FREIGHT TRANSPORTATION ARRANGEMENT	Outstanding	<span style="color: green;">●</span> 1	\$7,500	\$500	\$0	\$0	\$0	\$8,000
	Paid	<span style="color: gray;">●</span>	-	-	-	-	-	-
NONCLASSIFIABLE ESTABLISHMENTS	Outstanding	<span style="color: green;">●</span> 1	\$7,500	\$500	\$0	\$0	\$0	\$8,000
	Paid	<span style="color: gray;">●</span>	-	-	-	-	-	-

U.S. Standard Industrial Classification 1987	3812	SEARCH AND NAVIGATION EQUIPMENT
U.S. Standard Industrial Classification 1987	3728	AIRCRAFT PARTS AND EQUIPMENT, NEC
U.S. Standard Industrial Classification 1987	3761	GUIDED MISSILES AND SPACE VEHICLES

## Corporate Record

### Corporate Record

Business Name	SPACE EXPLORATION TECHNOLOGIES CORP
Address	1 ROCKET ROAD, HAWTHORNE, CA, 90250
SOS Charter Number	C2414622
Status	Active
Incorporation Date	05/06/2002
Incorporation State	Delaware (DE)
Principal State	California (CA)
Foreign/Domestic	Foreign
Profit/Non-Profit	Non-profit



This data is for information purposes only. Certification of the information can only be obtained through the government agency that is the source of this information

## Compliance Alerts

Please note businesses are responsible for conducting their own KYC (Know Your Customer) checks. The Compliance Alerts generated by this report display **possible** matches for business or individuals. Matches are generated using many data points e.g. name, address, date of birth, possible alias, country etc. We recommend users click on each alert to view details of the potential match and use a screening tool (like KYC Protect) to ensure that screening is conducted in line with your own business risk appetite and internal processes.

Last updated 04/03/2025 15:37

### Company

Name	Address	Compliance Alerts
(US) SPACEX	1 ROCKET ROAD, HAWTHORNE, CA 90250	No Alerts

### Current Directors

Name	Gender	DOB	Address	Compliance Alerts
	-	-	1 ROCKET ROAD, HAWTHORNE, CA, 90250	
	-	-	1 ROCKET ROAD, HAWTHORNE, CA, 90250	
	-	-	1 ROCKET ROAD, HAWTHORNE, CA, 90250	No Alerts

Compliance Alerts, Compliance Risk, Indicators, KYC reports (together 'Compliance Data') are created with Creditsafe data enriched by data provided by several third-party suppliers which would not be possible for Creditsafe to guarantee accuracy.

Creditsafe Compliance Alerts screens selected business or individuals (directors, Ultimate Beneficial Owners (UBOs) using a minimum of 90% matching score, to generate alerts relating to the following categories of risk: Sanctions/Watchlists and Enforcement Agencies. The screening tool matches based on whether the entity searched is a business or individual, aliases, date of birth (with a 12-month tolerance), country and gender. If some of the data needed to match is not available the algorithm assumes a possible match. EXAMPLE: A search for “Mohamed Ali” with no residential country but with a date of birth and a Director of a UK company gives a 100% match. Mohamed Ali is a very common name and often regulators do not store date of births of persons on watch lists. The address of his work is also not taken into account as it is not a confirmed legal personal residence. A 100% match does not mean the Director in question is a match. We must look at the details of each potential record reported.

The compliance data is not intended to be used as the sole basis for any decision making and is based upon Creditsafe data that has been enriched with data provided by third parties, the accuracy of which it would not be possible for Creditsafe to guarantee. The Service is provided without warranties of any kind, whether express or implied and no representations are given in relation to the information provided. Creditsafe seeks to exclude any liabilities that may arise out of the use or misuse of the information.

NOTE: Compliance alerts have no impact on a company's credit score and are made available to simplify the process of conducting your own compliance checks only. Large reports with more than 50 names to screen, will not be generated. This limit will increase in the future.

## Officers

### Corporate Officers

Contact Name	Contact Title	Address	City	State	ZIP
	CFO	1 ROCKET ROAD	HAWTHORNE	California (CA)	90250
	CEO	1 ROCKET ROAD	HAWTHORNE	California (CA)	90250
	PRESIDENT	1 ROCKET ROAD	HAWTHORNE	California (CA)	90250

## Possible Links

### Summary

All Domestic Matches	108
Same Name	89
Same Address	2
Same Name and Address	0
Same Name and State	18
Same Name and City	6
Same Name and Zip	6
Same Telephone	9
Same Web Address	26
Same Name with Bankruptcy	0
Same Name Internationally	75



This page is not intended to show true corporate / legal linkage from this company to another but rather provide the user with the opportunity to see other reports that may share common elements such as the same or very similar address, phone, name etc.

## Domestic Possible Links - (108 results) - All Domestic Matches

Company Name	Address	Safe Number	Risk Score	DBT	Limit	Legal Count
SPACEX TOOLING	12675 CRENSHAW BLVD, HAWTHORNE, CA, 90250	US113600075	62	0	\$94K	0
SPACEX SERVICES INC	1 ROCKET RD, HAWTHORNE, CA, 90250	US108330791	56	2	\$1M	0
SPACEX HT	12301 CRENSHAW BLVD, HAWTHORNE, CA, 90250	US110357330	47	0	\$1K	0
SPACEX HT17 CERISE SUB ASSEMBLIES	12524 CERISE AVE, HAWTHORNE, CA, 90250	US110924425	67	0	\$450K	0
SPACEX HT10 WILKIE BUILDING	12520 WILKIE AVE, HAWTHORNE, CA, 90250	US111185412	62	0	\$49K	0
SPACEX CONSTRUCTION INC	3241 W 134TH ST, HAWTHORNE, CA, 90250	US122574602	21	71	Cash Transactions	0
SPACEX	731 KELP ROAD SLC-4E, VANDENBERG AIR FORCE BASE, CA, 93437	US111026895	72	0	\$1M	0
SPACE EXPLORATION TECHNOLOGIES CORP.	1 ROCKET ROAD, HAWTHORNE, CA, 90250	US82342717	59	15	\$10M	6
SPACEX	8550 CASE RD, MC GREGOR, TX, 76657	US111716145	60	0	\$63K	0
DOGLEG PARK LLC	1 ROCKET ROAD, HAWTHORNE, CA, 90250	US68888839	52	0	\$3.5K	0
SPACEX	14150 NEWBROOK DR, CHANTILLY, VA, 20151	US88927456	72	0	\$11.5K	0
SPACEX TRUCKING	1034 E 6TH ST APT 802, ONTARIO, CA, 91764	US148333420	41	0	\$2K	0
SPACEX NETWORKS	3358 SPECTRUM, IRVINE, CA, 92618	US134465744	56	0	\$12.5K	0
SPACEX TRUCKING	1955 MOUNTAIN AVE, POMONA, CA, 91767	US149397457	26	0	Cash Transactions	0
SPACEX TRUCKING	881 E 6TH ST, POMONA, CA, 91766	US115968572	38	0	\$1.5K	0
SPACEX	22908 NE ALDER CREST DR, REDMOND, WA, 98053	US111925337	33	22	\$2.5K	0
SPACEX INVESTMENT LLC	243 S FORMOSA AVE, LOS ANGELES, CA, 90036	US128912376	48	0	\$11.5K	0
SPACE EXPLORATION TECHNOLOGIES	8550 CASE RD, MC GREGOR, TX, 76657	US48191126	59	3	\$1M	0
SPACEX ENTERTAINMENT LLC	43725 BOSCELL RD, FREMONT, CA, 94538	US172724407	31	0	\$1K	0

L SPACEX SPEED INC.	424 W NORWOOD PL APT A, SAN GABRIEL, CA, 91776	US143903017	● 44	● 0	● \$3.3K	0
SPACEX SUPPLY LLC	13019 ACACIA AVE, MORENO VALLEY, CA, 92553	US122598413	● 56	● 0	● \$4.5K	0
VC SPACEX LLC	2710 COLLEGE AVE, BERKELEY, CA, 94705	US128910611	● 47	● 0	● \$8.5K	0
SPACEX SUPPLY LLC	1955 MOUNTAIN AVE, POMONA, CA, 91767	US146078044	● 39	● 0	● \$1K	0
STARLINK SERVICES LLC	1 ROCKET RD, HAWTHORNE, CA, 90250	US153069401	● 67	● 0	● \$18K	0
MWAM VC SPACEX-II, LLC	1999 AVENUE OF THE STARS STE 3000, LOS ANGELES, CA, 90067	US183604762	● 57	● 0	● \$1.5K	0

We have provided only the first 25 rows of data, for more rows please visit our website or contact your account manager.

### International Possible Links

Company Name	Local Number	Safe Number	Address	Date of Accounts	Status
(ES)SPACEX	B55015705	ES02200742	-	-	● Non-active
(BE)SPACEX	779823778	BE14226380	-	12/31/2023	● Active
(ZA)SPACEX	K2015350463	ZA19576534	-	-	-
(FR)SPACEX	308405646	FR24113374	-	-	● Non-active
(BE)SPACEX	714955524	BE08906142	-	-	● Active
(GB)SPACEX LTD	11591273	UK16972483	-	-	● Non-active
(ZA)ATK4 SPACEX	K2012031763	ZA14852084	-	-	-
(FR)VTC SPACEX	937694420	FR40953015	-	-	● Active
(FR)SPACEX 21	884620683	FR31631326	-	-	● Active
(GB)SPACEX LTD	12571685	UK18231300	-	-	● Non-active
(GB)SPACEX LTD	14574446	UK20545095	-	01/31/2024	● Non-active
(GB)SPACEX LIMITED	01202997	UK00873433	-	03/30/2016	● Non-active
(ZA)SPACEX CONFECTIONERIES	K2019566635	ZA17595238	-	-	-
(ZA)SPACEX PROPERTIES	K2020680488	ZA19576535	-	-	-
(LU)SpaceX S.A.	B199503	LU00406384	-	12/31/2020	● Non-active
(NL)SpaceX Kitesurfing	86293095	NL06115200	-	-	● Active
(FR)SPACEX FUND	903058287	FR33623957	-	-	● Active
(AE)SPACEX FOODSTUFF TRADING L.L.C	1837204	AE30114264	-	-	-
(CA)SPACEX CANADA CORP	-	CA12980841	-	-	● Active
(GB)KTF X SPACEX LLP	OC449591	UK21324490	-	03/31/2024	● Active
(BR)IMPORTACOES SPACEX LTDA	52857789000103	BR0103697105	-	-	●
(GB)SPACEX CLEANING LTD	13400680	UK19174843	-	05/30/2024	Active

(GB)SPACE X GLASGOW LIMITED	SC513507	UK14437607	-	08/30/2021	● Non-active
(PK)BH Industries,SPACE X	421019369825 7	PK32766918	-	-	-
(BR)INTERNET STARLIN SPACE X LTDA	543102180001 71	BR0114980600	-	-	-

We have provided only the first 25 rows of data, for more rows please visit our website or contact your account manager.

## Group

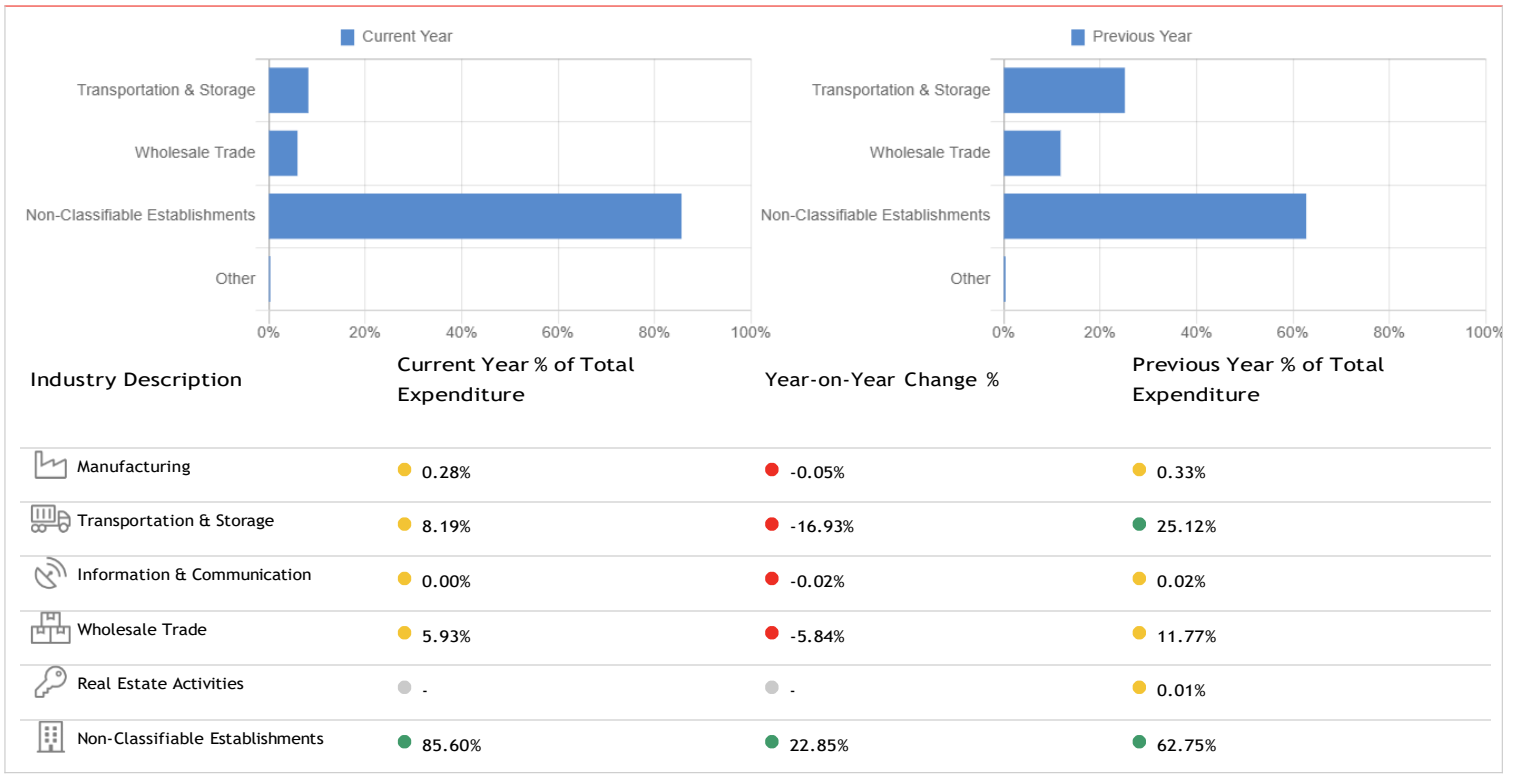
### Branches

#### Company Branches - 14 Branch Locations

Company Name	Safe Number	Address	City	State	ZIP	Country	Phone
SPACE X HT	US110357330	12301 CRENSHAW BLVD	HAWTHORNE	CA	90250	(US)US	3103550427
SPACE X	US111020093	731 KELP ROAD SLC-4E	VANDENBERG AIR FORCE BASE	CA	92537	(US)US	-
SPACE X CORPORATION	US111712749	1300 BAY AREA BLVD	HOUSTON	TX	77058	(US)US	-
SPACE X	US111716145	8550 CASE RD	MC GREGOR	TX	76657	(US)US	-
SPACE X	US111925337	22908 NE ALDER CREST DR	REDMOND	WA	98053	(US)US	-
SPACE X	US113830728	2705 W EL SEGUNDO BLVD	HAWTHORNE	CA	90250	(US)US	3237557152
SPACE X	US120238309	23020 NE ALDER CREST DR	REDMOND	WA	98053	(US)US	-
SPACE X CORP	US12687128	1310 E GRAND AVE	EL SEGUNDO	CA	90245	(US)US	3103419906
SPACE X LTD.	US150705946	1066 STAMFORD CT	AURORA	IL	60502	(US)US	3128471878
SPACE-X LLC	US172998482	1003 E FLORIDA AVE STE 101	HEMET	CA	92543	(US)US	-
SPACE X LLC	US206963360	12533 CRENSHAW BLVD	HAWTHORNE	CA	90250	(US)US	3109705845
SPACE X	US56003096	47109 PHILLIPS PKWY DEPT CAP	CANAVERAL AIR STATION	FL	32925	(US)US	-
SPACE X	US65969711	1 RO KET RD	MC GREGOR	TX	76657	(US)US	-
SPACE X	US88927456	14150 NEWBROOK DR	CHANTILLY	VA	20151	(US)US	7032630960

## Business Spend

### Business Spend



A search of public records has been conducted at the Local, State and Federal levels.

Do you see anything on this report that you believe could be improved? Don't hesitate to request updates by calling or emailing a customer support representative.



[Contact Us](#)

[Terms & Conditions](#)

[Privacy Policy](#)